

EZ SHOT

Easy to install Easy to use
Intraoral camera system











Features

- Easy install (Real Plug & Play)
- Viewer included
- Slim head
- Easy capture
- Software compatibility
- Windows compatibility
- Black & White function
- Zoom function

EZ SHOT



Features of EZ SHOT

-  **Easy install (Real Plug & Play)**
Driver not necessary. Simply plug and play.
-  **Dr's Viewer2**
Image viewer included.
-  **Slim head**
Easy to reach design.
-  **Easy capture**
Can take image by capture button on the device without other equipment.
-  **Software compatibility**
Keyboard short-cut data for using with other company viewer software is included.
-  **Windows compatibility**
Useable with any Windows OS.
-  **Black & White function**
Take analog X-ray image to PC.
-  **Zoom function**
Make enlarge image on live view.
* Zoom function is available on 640 x 480 mode.

Specification

Size / Weight	Approx. 200 x 24 x 24 mm Approx. 120g Cable length – Approx. 3M
Power supply	5V 500mA (USB power)
Resolution	1.3 Mega pixel (1280 x 1024)
Sensor / Lens type	CMOS / Pin-hole lens

* Specifications may change without prior notice.

Minimum System Requirement

PC System	2.0 GHz CPU
RAM	1 GB RAM
OS	Windows XP Service Pack 2
USB port	USB 2.0

Dr's Viewer2

Image Viewer included.

